

Redstar Prime Mobile - 350

PRIME POWER GENERATOR Three Phase



SPECIFICATIONS

CONTROLLER

ALTERNATOR

Frequency
 Output Continuous/Standby
 Rotating Speed
 NO. Of Phases
 Rated Voltage
 Power Factor
 Voltage Regulation %
 Excitation
 Insulation

KEY START

DENYO

50 Hz
 350/385KVA
 1500RPM
 Three Phase 4 wire
 380/440
 0.8
 +0.5
 Brushless, Rotating Exciter
 (with A.V.R.)
 Class F

ENGINE

Make & Model
 Type
 Output Rating
 No. of Cylinders-Bore X Stroke
 Piston Displacement
 Fuel
 Fuel Consumption at 50,75 & 100 L/hr
 Lube Oil Sump Cap
 Coolant Capacity
 Battery Capacity
 Fuel Tank Capacity

KOMATSU SA6D140-A
 Inlined, Direct injected,
 Turbo Charged, After Cooled
 421/1500 PS/rpm
 310/1500 KW/min-1
 6-140 X 165mm
 15.240L
 Diesel
 52.1L/H
 74L
 64L
 190H52x2
 490L

SOUND

dB @ 1 & 7m - & 67dB

UNIT

Dimensions (L/W/H mm) 4200x1400x2100
 Dry Weight 5420kg

General

The DCA series generators are complete, stand alone generating sets. All models consist of an alternator which is directly coupled to a diesel engine. The alternator and engine are set on a common skid base. Special Vibration isolators are used to minimize vibrations during operation. The generator and electrical components are fully enclosed in a solid steel, weatherproof canopy. Noise suppression is achieved by using highly effective sound insulation materials.

50Hz/60Hz Operation

The DCA series can be operated at either 50Hz or 60Hz by simply adjusting the engine speed using the throttle control knob on the control panel.

Auto Fuel Air Extractor

Air trapped in the fuel system can be troublesome, however, with the DCA series, fuel air extraction is automatically performed by simply operating the starter switch, without the need for tools or devices. There is no soiling of the machines interior or the operator's hands and the outflow of fuel to the machines exterior is prevented. The machine will start after the engine is turned over a few times.

Extremely Quiet Operation

In urban areas and at the worksite, there is an ever increasing demand for reduced noise. The DCA series generators are extremely quiet when operating at full load.

Clean engines

The engines used in these generators meet all Californian Atmospheric Pollution standards, which is one of the world's most stringent anti-pollution standards. This is achieved by using a PCV purge control valve system. Therefore, these engines do not discharge blow-by gas to the outside, which keeps the interior of the machine cleaner and the exhaust emissions are minimized.

Redstar Prime Mobile - 350

Redstar Generators are designed to be totally user friendly



MAINTENANCE MADE SIMPLER

- All daily maintenance requirements can be performed from one side of the machine. The large doors gives you full access to the engine.
- External drain plugs for oil, fuel and water are fitted for convenience in performing routine maintenance.
- Large fuel gauge is fitted for simple viewing.
- For major engine overhauls, the bonnet can be simply unbolted, which allows full access to the engine.




TRANSPORTABILITY

- The new designs of the DCA Series range have achieved significant size and weight reductions over previously produced models, through improvements in coupling techniques and alternator design.
- The sturdy weatherproof steel bonnet on a heavy-duty steel skid base allows easy handling by a forklift.
- The balance point lifting hook (lug) fitted on the roof of each machine facilitates easy transportation using a crane.
- All models are modular designed, so that generators can be stacked, thereby making the best use of your valuable storage area.



FULLY APPOINTED CONTROL PANELS FOR EASE OF USE AND MONITORING GENERATOR PERFORMANCE.

- | | |
|---------------------------------------|-----------------------------|
| 1. Tachometer | 12. Voltage Regulator |
| 2. AC Ammeter | 13. Frequency Meter |
| 3. AC Volt meter | 14. Throttle Handle |
| 4. Pilot Lamp | 15. Preheat Lamp |
| 5. Voltmeter Change-Over Switch | 16. Battery Switch |
| 6. Panel Light | 17. Emergency Stop Button |
| 7. Synchronizing Lamp | 18. Starter Switch |
| 8. Single Parallel Change-over Switch | 19. Warning Lamp Unit |
| 9. Circuit Breaker | 20. Charging Ammeter |
| 10. Panel Light Switch | 21. Oil Pressure Gauge |
| 11. Ammeter Change-Over Switch | 22. Water temperature Gauge |



Provisions of Various Protective Devices and Warning Lamps

- A circuit breaker is provided to protect the generator from shorting of the load circuit or an overload.
- An emergency stop device is provided to automatically detect an engine malfunction and shut down the unit, as well as a warning lamp.

Item	Operation Display	Engine Stop	Load Interrupt	Malfunction Display	
Low oil pressure		○	—	○	
High water temperature		○	—	○	
Over-current		—	○	—	
Electric leakage		—	○	○	
Insufficient charging		○	—	○	*1
Low fuel level		—	—	○	
Plugging of air cleaner		—	—	○	*2
Rise in fuel filter level		—	—	○	*3
Over-speed		○	—	—(○*5)	*4

O: Operates —: Does not operate

*1 Only for 13 to 35. Engine stopped/malfunction display not provided for 25ES1,45-150ESH, US series.

*2 Excluding 13 - 20LS, 25ESK

*3 Only for 25ES1, 45ES1, 25US12, 45US12.

*4 Only for 60ES12, 600SPK, 800SPK, 800SPM, 1100SPM, 1100SPC.

*5 Only for 60ES12